

# PROTECTED CHARACTERISTICS

## Fact Sheet



### DISABILITIES

December 2019



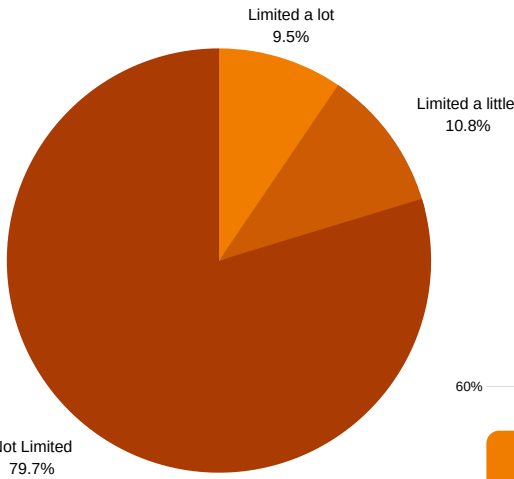
#### Disability Demographics

A person has a **disability** if she or he has a physical or mental impairment that has a substantial and long-term adverse effect on that person's ability to carry out normal day-to-day activities.

**371,900**  
Total Population

#### POVERTY RATES

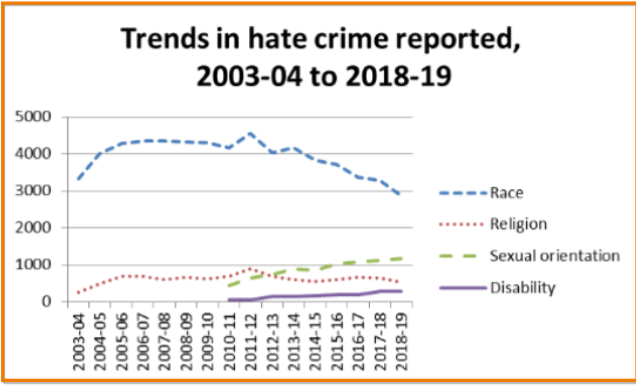
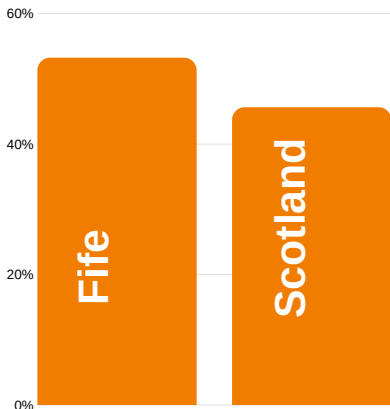
**30%** for families with a disabled adult.  
**29%** for families with a disabled child.  
**16%** for non-disabled households.



**31.6%** of adults with long-term illness or conditions

In 2018-19, **289 charges** were reported with an aggravation of prejudice relating to disability. This is the **highest number of charges** since legislation came into force.

Employment rate for people with a disability and was through 2018 **7.6 percentage points higher** than Scotland as a whole

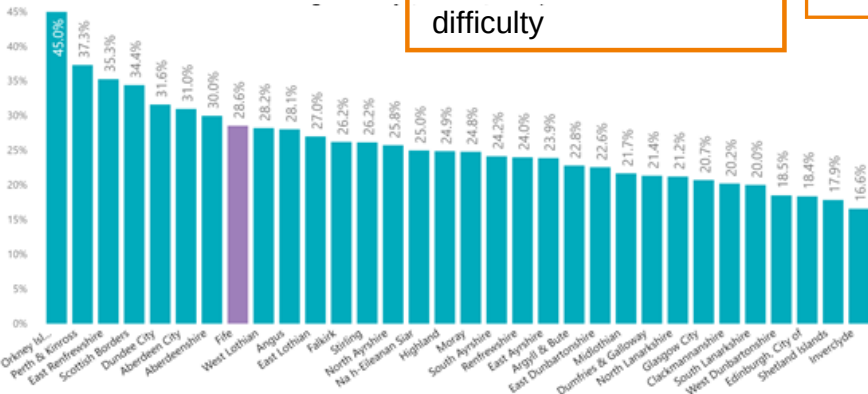
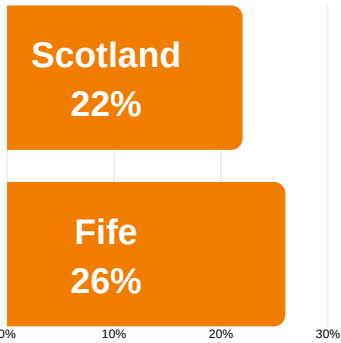


#### Disability Interesting Facts

Average **participation** for all 16-19 year olds in Scotland was on average **91.6%**, it tends to be consistently lower for young people identified as disabled at **87%** - this is improving yearly however.

In 2019 13.6% of the **working population** in Scotland self identify as disabled, in Fife this figure was **17.3%**. For Modern Apprenticeships **15.8%** self identified an impairment, health condition of learning difficulty

Fife has a slightly higher number of people living with a long-term **mental health condition** at **26%**.



In 2018/19, **28.6%** of Employability Fund starts self identified as having a disability of long-term condition

**Employment opportunities** for people with **learning disability** was higher in Fife in 2016-2017, being at **7.6%** compared to **4.2%** nationally.