

PROTECTED CHARACTERISTICS

Fact Sheet



SEX

December 2019

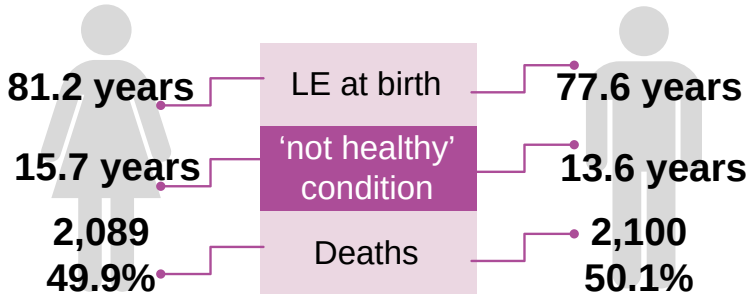


SEX Demographics

The **Sex** characteristic in terms of the Equality Act refers to a man or a woman.

371,900 Population of Fife

Life Expectancy (LE) and Mortality



Aged 0-15 = 18.3% = 31,400
Aged 16-64 = 62.7% = 118,500
Aged 65+ = 18.9% = 41,400
51.4%
191,300

*Does not total exactly to 100% for this year due changes in working age for women

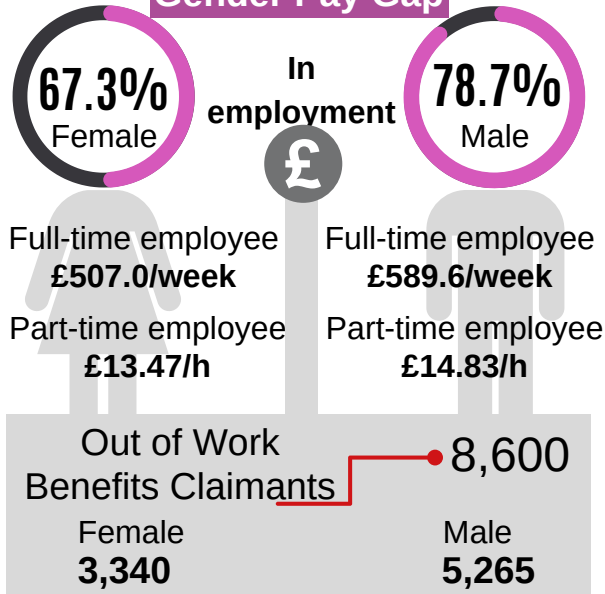
Aged 0-15 = 18.3% = 33,100
Aged 16-64 = 62.7% = 113,300
Aged 65+ = 19% = 34,200
48.6%
180,600

Median Age for females **42**
 Median Age for males **41**

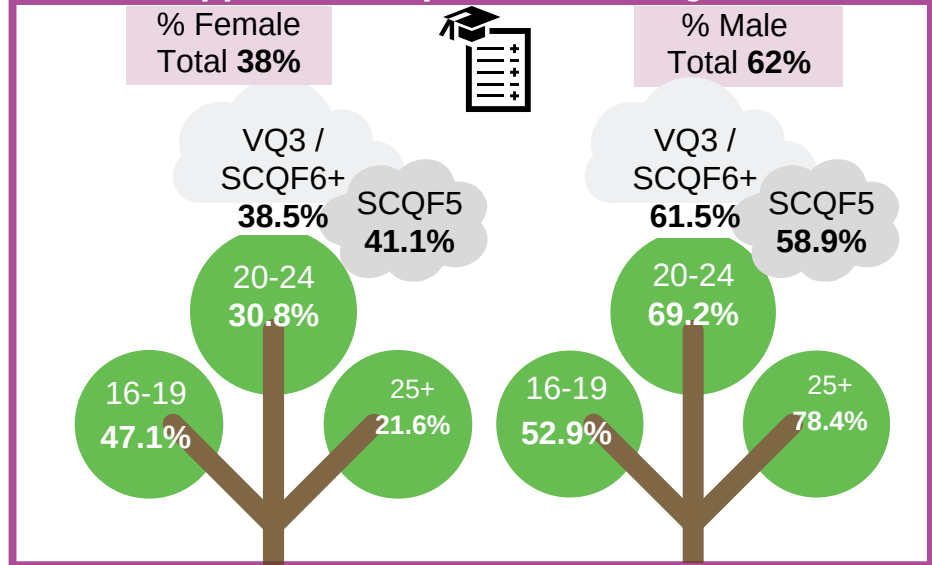
DEMOGRAPHICS

Gender Interesting Facts

Gender Pay Gap



Modern Apprenticeships: Level and Age breakdown



Females white 71.0%
 ethnic minority 44.4%

Males white 76.2%
 ethnic minority 76.1%

Aged 16-64 employment rate



There were **1,152 adults with a learning disability** living in Fife, with more males diagnosed across all age groups.

Females **44.3%** **510**
 Males **55.7%** **642**

4418 domestic abuse incidents reported to MARAC in 2018, 411 case discussions were for the highest risk domestic abuse cases, 404 of these have been female victims.

Top 5 Frameworks		Female
Social Services (Children and Young People)		111
Retail		87
Hospitality		80
Social Services and Healthcare		69
Hairdressing & Barbering		68
Top 5 Frameworks		Male
Construction: Building		114
Construction: Civil Engineering		98
Freight Logistics		98
Automotive		96
Engineering		73